

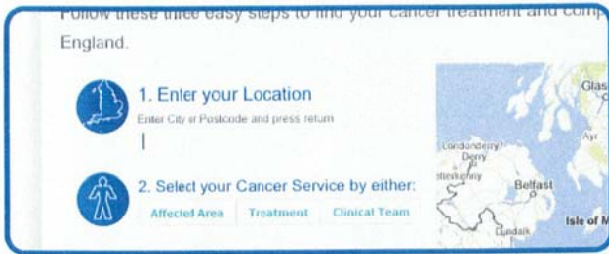
# Find Your Treatment

Visit [www.mycancertreatment.nhs.uk](http://www.mycancertreatment.nhs.uk) and follow these three easy steps to find and compare your cancer treatment



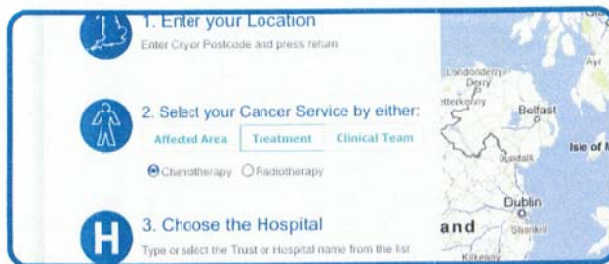
## 1. Search by location

Search for NHS cancer services anywhere in England by inserting the city or postcode.



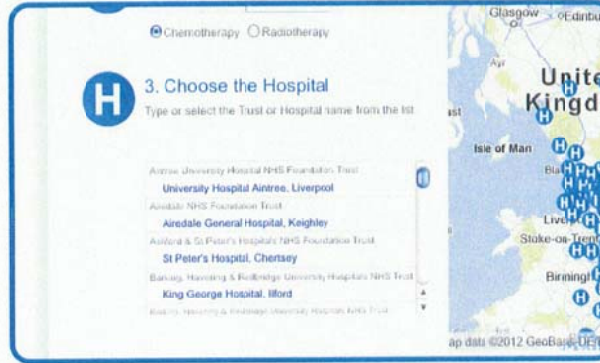
## 2. Identify your Cancer team by either:

- **Affected Area**  
Select the area of the body affected, by choosing from a drop-down list
- **Treatment**  
Choose either chemotherapy or radiotherapy services
- **Clinical Team**  
Select the clinical team of doctors and other healthcare professionals who treat the specific cancer type



## 3. Select the hospital or community service

The list of hospitals and relevant community services available will be listed. This selection of hospitals is determined by the criteria entered at steps 1 and 2.



## Accessing the My Cancer Treatment report


Now that you have located your cancer treatment, you can access the report and compare the service with other hospitals.

Select the hospital from the list and it will appear on the map, with two icons.



[www.mycancertreatment.nhs.uk](http://www.mycancertreatment.nhs.uk)


To read the detailed report select the report icon. The reports include a range of information on the quality of the service provided, including how the clinical team compares nationally, patient waiting times, whether any concerns were raised, as well as results from the National Patient Experience Survey.



## Compare Services

Compare up to three different services at one time, select the comparison icon and this will add the service to the comparison list, which is located underneath the map.

The comparison list can be edited by removing services using the X icon.



Once you have selected the services you would like to compare, select 'Comparison report' and you will have an easy to read, side by side comparison report.

